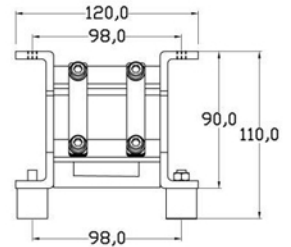
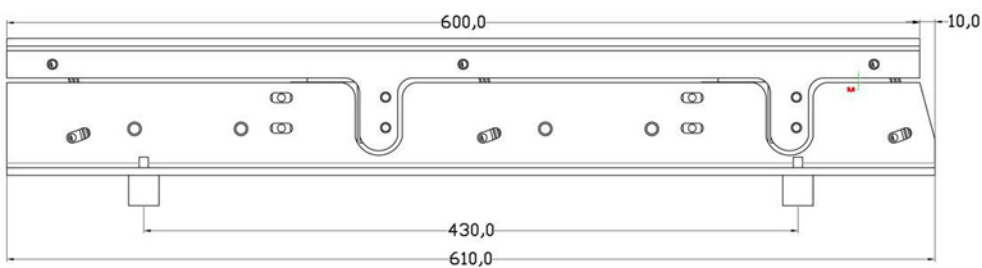
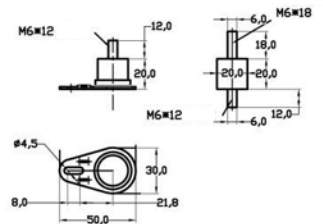
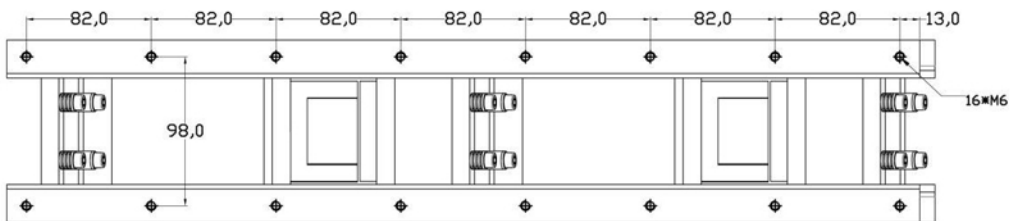


# VT - 600D



Model	Supply voltage <b>V</b>	Output Current <b>A</b>	Maximum Power <b>W</b>	Loading <b>KG</b>	Length of feed path <b>mm</b>	Material channel width <b>mm</b>
<b>VT - 600D</b>	<b>220</b>	<b>2.17</b>	<b>434</b>	<b>&lt;12</b>	<b>&lt;1000</b>	<b>&lt;140</b>