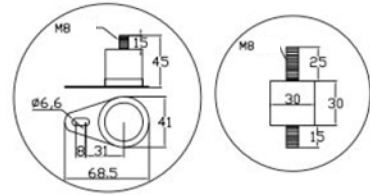
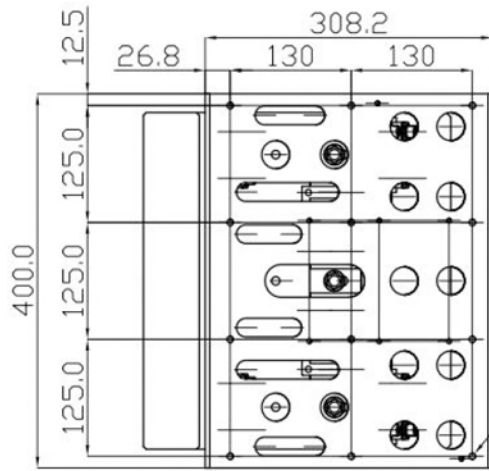

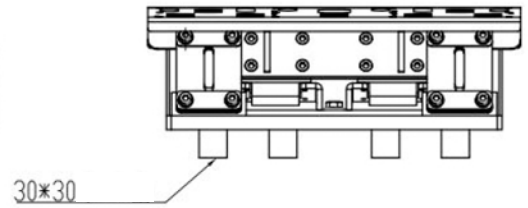
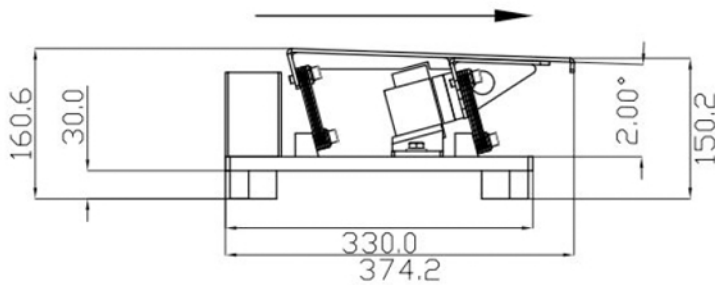


VT - 400W



12 x M8 - 6H ∇ 16.0
 ∅ 6.8 ∇ 22.3



Model	Supply voltage V	Output Current A	Maximum Power W	Loading KG	Lenght of feed path mm	Material channel width mm
VT - 400W	220	2.59	518	<20	<600	<600